



Instrument Specialists, Inc.
 32390 IH 10 West
 Boerne, Texas 78006
 USA


Inside the USA: 800-537-1945
 Outside the USA: +1-830-249-9535
 Fax: +1-830-249-9433
www.ISIsurgery.com

Traction Strap

REF: WS-1820



Rx Only



The ISI Traction Strap may be used with a hand traction system such as the ISI Digi Grip and I.V. pole or a traction boom. Counter-traction is provided by the Traction Strap on the humerus, while the patient's fingers are held by finger traps attached to a hand traction system.

How to Use for a Sterile Procedure: Once the patient is on the operating room table, drape the patient's arm with a sterile "hand" drape. Place the patient's fingers in finger traps attached to the ISI Digi Grip or traction system. After the patient's hand is prepped and stable, the technician can then attach the Traction Strap under the sterile draping, outside the sterile field. Place the Traction Strap over the patient's upper arm with the metal rings hanging toward the floor. Attach an S-hook or hooks and attach the necessary weights.

Non-Sterile Procedures: If using the Traction Strap in a non-sterile procedure such as casting, follow the above procedures minus the sterile drape.



Check that the patient is secured before proceeding with operating procedure.

You may also use ISI's Digi Grip Traction System and weight set for additional patient stability. Contact ISI for pricing and stock number information on all sizes of Stainless Steel Finger Traps.




DG-3000	Digi Grip
S Hook	Stainless Steel S Hook
0350	½ pound (.023 Kilogram) weight
0352	1 ½ pound (.068 Kilogram) weight
0354	2 ½ pound (1.13 Kilogram) weight
0357	5 pound (2.27 Kilogram) weight

Cleaning Instructions: ISI's Traction Strap is covered with a Urethane material. Phenolics should be avoided. Quaternary/Isopropyl disinfectants are recommended for urethane. Use neutral soaps and lukewarm water. Do not use harsh cleaners, solvents or detergents. Do not soak the Traction Strap but simply wipe down and allow to dry.

After cleaning, store in accordance with standard hospital operating procedures to maintain cleanliness. Inspect the Traction Strap before and after each use.

 If the Traction Strap is damaged, **DO NOT USE**. Handle and dispose of in accordance with accepted medical practice and applicable laws and regulations.

Explanation of Symbols

Symbol	Explanation
	Manufacturer
REF	Catalogue Number
	Caution, Consult Accompanying Documents
	Non-Sterile