



Instrument Specialists, Inc.
32390 IH 10 West
Boerne, Texas 78006
USA

Inside the USA: 800-537-1945
Outside the USA: +1-830-249-9535
Fax: +1- 830-249-9433
www.ISIsurgery.com

ISI Free Standing Arm Table

Upper Extremity Surgical Table

REF: NT-3700 / NT-CF-4700



Rx Only



Assembly Instructions: Refer to the Assembly Instructions provided for proper assembly requirements. (IFU – 001 FSAT Assembly Instructions)

How to Use: Adjust table to desired height and secure by tightening the knob on the side of the leg. Roll the table to the desired location and lock the casters by flipping the levers on the casters downward. This will prevent the table from moving during a procedure. The table must be draped prior to any procedures.




Check that the casters are locked prior to use.




You may also use ISI's Traction System or Under Pad Mounting Bracket for additional uses. Contact ISI for pricing and stock number information on all items below.

NT-3750	Free Standing Traction System
K-708	Under Pad Mounting Bracket
PD-100	2" Pad Contoured Foam Pad
PD-150	4" Pad Contoured Foam Pad

Cleaning Recommendations: The Free Standing Arm Table, and the products listed above, may be cleaned with any standard disinfectant. After cleaning, store in accordance with standard hospital operating procedures to maintain cleanliness. Inspect before and after each use.

 If the table is not properly assembled or is damaged, **DO NOT USE!** Contact ISI for assistance with any necessary repairs or replacement parts. Maximum weight capacity is 50lbs (22kg).

Explanation of Symbols

Symbol	Explanation
	Manufacturer
SN	Serial Number
REF	Catalogue Number
	Caution, Consult Accompanying Documents
	Non-Sterile