



Instrument Specialists, Inc.  
 32390 IH 10 West  
 Boerne, Texas 78006  
 USA

Inside the USA: 800-537-1945  
 Outside the USA: 830-249-9535  
 Fax: 1+ 830-249-9433  
[www.ISIsurgery.com](http://www.ISIsurgery.com)

## Nylon Finger Trap

### Finger Traction Device



Rx Only



**REF: K-100-XS, K- 150-XS, K-200-S, K-250-S, K-300-M, K-350-M, K-400-L  
 K-450-L, K-500-XL, K-550-XL, K-650, K-750, K-850, K-950, K-D100-XS, K-  
 D200-S, K-D300-M, K-D400-L, K-D500-XL**

**How to Use:** Place patient's fingers in finger traps. Once fingers are secure in traps, place the loop of the finger trap in the appropriate clip on ISI's Digi Grip or other traction device. The traction device may be suspended from an IV pole or traction system.

You may also use ISI's Digi Grip, Traction Strap and weight set for additional patient stability.

DG-3000	Digi Grip
DG-7550	Digi Grip System
WS1820	Traction Strap
S Hook	Stainless Steel S Hook
0350	½ pound (.023 Kilogram) weight
0352	1 ½ pound (.068 Kilogram) weight
0354	2 ½ pound (1.13 Kilogram) weight
0357	5 pound (2.27 Kilogram) weight

**Sterilization instructions:** Clean with any standard disinfectant prior to sterilization.



Sterilize the finger trap before each use.

#### 1. Steam Sterilization General Instructions:


Follow standard hospital sterilization practices

- A. Place clean Finger Trap in an instrument tray
- B. Finger Traps are to be wrapped, two double thicknesses of #140 thread count wrappers should be utilized. Exposure times are the same for wrapped or unwrapped instruments
- C. Follow the instructions for the gravity air displacement steam sterilization listed below




2. Gravity Steam Sterilization:

- A. Double wrap in standard central supply wrap.
- B. Set the temperature and corresponding exposure time:  
121-123 degrees Celsius for 30 minutes

After cleaning, store in accordance with standard hospital operating procedures to maintain cleanliness. Inspect finger trap before and after each use.

 If the Finger Trap is split or frayed, **DO NOT USE**. Handle and dispose of in accordance with accepted medical practice and applicable laws and regulations.

**Explanation of Symbol**

Symbol	Explanation
	Manufacturer
	Non-Sterile
<b>REF</b>	Catalogue Number
	Caution, Consult Accompanying Documents